


MSME-TECHNOLOGY DEVELOPMENT CENTRE (PPDC), MEERUT.
MONTHLY PROGRESS REPORT FOR THE MONTH OF OCTOBER, 2022.

Particulars					Target	Achievement (All values Rs. in Lac)			
						During the Month	Cumulative up to the month	Cumulative % age with reference to Annual Target	
A.	FINANCIAL								
(1)	Revenue Earning	Cash basis	(I)	Training	989.00	57.24	550.81		
			(II)	Production:					
				(a)	Tooling	12.00	0.00	0.00	
				(b)	Other Job Work	45.00	4.48	28.48	
			(iii)	Consultancy	0.00	0.00	0.00		
			(iv)	Testing/ calibration services	282.00	29.07	117.74		
			(v)	Miscellaneous	29.00	2.48	2.55		
			Total		1357.00	93.27	699.58		
		Accrual basis	(i)	Training	989.00	81.86	489.30		
			(ii)	Production:					
				(a)	Tooling	12.00	0.00	0.00	
				(b)	Other Job Work	45.00	3.25	29.48	
			(iii)	Consultancy	0.00	0.00	0.00		
			(iv)	Testing/ calibration services	282.00	33.85	140.38		
	(v)		Miscellaneous	29.00	2.48	2.55			
	Total		1357.00	121.44	661.71				
	(2)	Revenue Expenditure	Cash basis		1188.00	92.68	672.32		
			Accrual basis		1188.00	89.75	551.88		
	(3)	Excess of Income over Expenditure	Cash basis		169.00	(+)0.59	(+)27.26		
			Accrual basis		169.00	(+)31.69	(+)109.83		
	(4)	% Age recovery	Cash basis		114.23	100.64	104.05		
			Accrual basis		114.23	135.31	119.90		
B.	PHYSICAL:								
Number of Unit benefited:									
(a)	Number of Tooling Work:								
	(I)	MSMEs	Nos.		0	0			
			Value (Rs. in Lac)		0.00	0.00			
	(II)	Others	Nos.		0	0			
			Value (Rs. in Lac)		0.00	0.00			
	(b)	Number of Other Job Work:							
(i)		MSMEs	Nos.		251	1915			
			Value (Rs. in Lac)		31.28	140.80			

Contd..... (2) ...

[Signature]
Principal Director,
MSME-TDC, Meerut


	(II)	Others	Nos.		55	330		
			Value (Rs. In Lac)		5.82	31.41		
(c)	Consultancies:							
	(I)	MSMEs	Nos.		0	0		
			Value (Rs. In Lac)		0.00	0.00		
	(II)	Others	Nos.		0	0		
Value (Rs. In Lac)				0.00	0.00			
(d)	Any other services:							
	(i)	MSMEs	Nos.		0	0		
			Value (Rs. In Lac)		0.00	0.00		
	(II)	Others	Nos.		0	0		
Value (Rs. In Lac)				0.00	0.00			
Total (a+b+c+d)			Nos.	4666	306	2245		
			Value (Rs. In Lac)		37.10	172.21		
Training Activities:								
(a)	Long Term Courses (Course-wise details of trainees):							
	Sl. No.	Name of programme	No. of programme		Target	Trainees trained during the month	Trainees trained up to the month	Cumulative % age with reference to Annual Target
			During the month	Cumulative				
	1.	ADIS	0	1		0	2	
	2.	DFTSM	0	1		0	73	
	3.	DFS0	0	1		0	13	
	4.	DIS	0	1		0	3	
	5.	PGDFSM	0	1		0	6	
	6.	PGDIS	0	1		0	8	
	7.	PDHSE	0	1		0	1	
	8.	PGDHSE	0	1		0	7	
9.	SFO	0	1		0	23		
Total		0	9		0	136		
(b)	Short Term Courses		(I)	No. of Courses Completed		16	89	
			(II)	No. of Trainees Trained (Completed)		468	2592	
(c)	Others					0	0	
Total(a+b+c)			No. of Courses			16	28	
			No. of Trainees trained		6000	468	2728	
Seminars/ Workshops			No.			0	0	
			Participants			0	0	
C.	(a)	Trainees trained (bifurcation) (During the month)	General	SC	ST	OBC	Minority	Total
			232	31	2	202	1	468
(b)	Trainees trained (bifurcation) (Cumulative)	General	SC	ST	OBC	Minority	Total	
		1483	327	27	869	22	2728	



Principal Director,
MSME-TDC, Meerut

Contd..... (3) ...


D.	(a)	Trainees trained (bifurcation) (During the month)		Men 171	Women 297		Transgender 0		Total 468	
	(b)	Trainees trained (bifurcation) (Cumulative)		Men 997	Women 1731		Transgender 0		Total 2728	
E.	(a)	Trainees trained (bifurcation) (During the month)	HSC (10 th) Dropout & Below 10 th	HSC (10 th) Pass	Intermediate (12 th) Pass	ITI & Perusing	Diploma & Perusing	Graduate (Tech) & Perusing	Graduate (Non-Tech) & Perusing	
			53	127	175	1	0	1	42	
			Post Graduate (Tech) & Perusing		Post Graduate (Non-Tech) & Perusing		PhD. / M.Phil.	Total		
			1		68		0	468		
	(b)	Trainees trained (bifurcation) (Cumulative)	HSC (10 th) Dropout & Below 10 th	HSC (10 th) Pass	Intermediate (12 th) Pass	ITI & Perusing	Diploma & Perusing	Graduate (Tech) & Perusing	Graduate (Non-Tech) & Perusing	
			974	377	947	6	5	16	245	
			Post Graduate (Tech) & Perusing		Post Graduate (Non-Tech) & Perusing		PhD. / M.Phil.	Total		
			1		157		0	2728		
F.	(a)	Trainees trained (bifurcation based on Age) (During the month)	Age (15-20)	Age (21-25)	Age (26-30)	Age (31-40)	Above 40	Total		
			127	136	56	78	71	468		
	(b)	Trainees trained (Bifurcation based on Age) (Cumulative)	Age (15-20)	Age (21-25)	Age (26-30)	Age (31-40)	Above 40	Total		
			703	824	346	599	256	2728		
G.	(a)	Trainees trained (bifurcation) (During the month)	PH 0							
	(b)	Trainees trained (bifurcation) (Cumulative)	PH 0							
H.	BUDGET B.E. (All values Rs. in Lac)			Amount	Utilization (During the month)		Utilization (Cumulative)		Balance	
	(a)	Carry forward from previous year		933.69	0.00		933.69		0.00	
	(b)	GIA released during the year (Till date)		67.37	67.37		67.37		0.00	
	Total			1001.06	67.37		1001.06		0.00	
I.	Staff Strength	Group	A	B		C		D		
		Sanctioned Strength	10	9		27		0		
		In position	4	0		11		0		
J.	Machine procured			During the month	0		Cumulative		0	
K.	Details of visit of MSME/ Industrial/ Associations/ Institutions						58			
L.	Significant achievement if any, including new Initiatives taken like NMCP etc.			First time the Centre has participated in the meeting on ISO/TC 216 "Footwear" from 24-10-2022 to 28-10-2022 as ISO delegation, approved by BIS for virtual participation.						
M.	Short falls if any (with reasons)			Nil						
N.	Promotional Activities			The Centre is doing NSIC Capacity & Quality Inspection-SPRS of NSIC.						

 Contd..... (4)

Principal Director,
MSME-TDC, Meerut

O.	Sl. No.	Trainees trained under (NSQF/NON-NSQF/ Exempted):	During the month		Cumulative (up to the month)			
	(I)	NSQF (NSQF Compliance, AICTE/ NCVT/ SCVTC Courses.	355		2021			
	(II)	NSQF exempted-26 courses	25		120			
	(III)	Non NSQF (all other short term/tailor made courses)	88		587			
	Total		468		2728			
OP O. O	6Placement Section:							
	Sl. No.	Name	NSQF		NSQF exempted		Non NSQF	
			During the month	Cumulative (up to the month)	During the month	Cumulative (up to the month)	During the month	Cumulative (up to the month)
	(i)	Trainees Certified	175	751	0	0	40	578
	(II)	Total trainees opted for placement	70	148	0	0	0	106
	(iii)	Trainees registered on Sampark Portal	40	131	0	21	0	35
	(iv)	Candidate got placement (through institute as well as after leaving the institution)	66	110	0	0	0	17
	(v)	Candidate who was already employed attend the training for re-skilling/up-skilling	105	173	0	0	0	151
	(vi)	Candidate who opted for higher studies (including candidate continuing their education)	20	20	0	0	0	28
	(vii)	Candidates opted for self-employment	14	439	0	0	0	100
	(viii)	Candidates who were yet to be placed.	0	0	0	0	0	16

DATE: 4-11-2022


PRINCIPAL DIRECTOR
 Principal Director,
 MSME-TDC, Meerut